

THROUGH-HOLE RADIAL POWER CHOKES LCH0805 SERIES

FEATURES:

- Wire-wound Structure
- Excellent heat resistance
- Excellent environmental characteristics
- High reliability

COMMON APPLICATIONS:

- Power Supplies
- SCR and TRIAC Controls
- RFI Suppression
- Filters
- Switching Regulators



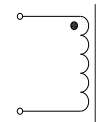
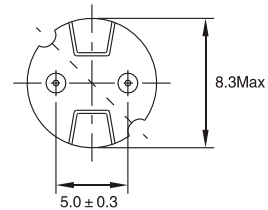
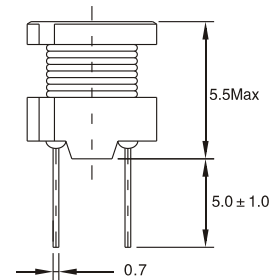
ELECTRICAL CHARACTERISTICS:

Part Number LCH0805-	Marking	Inductance L (μH) @1.0KHz,0.1V	DCR(Ω)	IDC(A)
100M	100	10	0.07	2.50
120M	120	12	0.08	2.40
150M	150	15	0.09	2.10
180M	180	18	0.10	2.00
220M	220	22	0.12	1.70
270M	270	27	0.14	1.60
330M	330	33	0.17	1.40
390M	390	39	0.21	1.30
470M	470	47	0.24	1.20
560M	560	56	0.31	1.10
680M	680	68	0.34	1.00
820M	820	82	0.40	0.93
101K	101	100	0.52	0.81
121K	121	120	0.59	0.76
151K	151	150	0.71	0.67
181K	181	180	0.89	0.62
221K	221	220	1.04	0.54
271K	271	270	1.28	0.49
331K	331	330	1.47	0.44
391K	391	390	1.67	0.41
471K	471	470	1.95	0.38
561K	561	560	2.83	0.35
681K	681	680	3.25	0.32
821K	821	820	3.82	0.31
102K	102	1000	5.28	0.25
122K	122	1200	6.03	0.23
152K	152	1500	7.15	0.21
182K	182	1800	8.26	0.20
222K	222	2200	11.1	0.18
272K	272	2700	13.1	0.16
332K	332	3300	15.9	0.14
392K	392	3900	18.0	0.13
472K	472	4700	23.9	0.12
562K	562	5600	26.8	0.11
682K	682	6800	31.7	0.098
822K	822	8200	46.5	0.088
103K	103	10000	55.7	0.081

Note:1. K= ± 10%,M= ± 20%

PHYSICAL CHARACTERISTICS:

Dimension: mm



- IDC Max:Determined when superimposed
- Testing: (Equivalent acceptable)
Inductance:HP4284A 1kHz 0.1V
RDC:QuadTech 1880 Milliohmmer
IDC Max : Lowers inductance by 10%
- Operating temperature: -40°C to +105°C
- Storage Temperature: -40°C to +105°C
- Solder methods: Vapor Phase,Infrared Reflow
- Resistance to soldering heat:260°C for 10 seconds
- Solvent resistance: Conforms to MIL-STD-202E
- Marking: Inductance & Tolerance

Note:All specifications subject to change without notice.